


product photos/Item No./Price/Others	Full Specification	
	<b><u>Motor</u></b>	36V 250W hi-speed geared motor, brushless; (optional power: 36V 200W; 36V 350W)
	<b><u>Frame</u></b>	7005 type aluminum alloy; 26 inch mountain e-bike frame
	<b><u>Controller</u></b>	36V 15A; 1:1 assistant(with sensor); brushless controller
	<b><u>Battery</u></b> <i>(CE, UL, Rohs)</i>	battery type: Lithium battery; capacity: 36V 10Ah; charger: Smart charger included; charger spec.: The input voltage/frequency/plugs according to local electric power spec.; recharge time: 4-6 hours; discharge cycles: 500; estimated life: 2 years
	<b><u>Performance</u></b>	max speed: 25km/h for EU Norms; 32km/h for USA and Canada Norms twist throttle: Pedals Assisted System(no twist) for EU Norms; with throttle for the USA and Canada Norms running range: 50kms; loading: 120kgs
	<b><u>Components</u></b>	brakes system: Front & rear DISC brake; ZOOM brand fork: Hydraulic; TOPGUNS brand; wheel/rim: 26 inch; double walls alloy rims; tires: Front & rear 26 x 2.235 inch; puncture approved mountain bike tires; derailleur: SHIMANO 6 speeds
	<b><u>Dimensions</u></b>	L x W x H: 1900 x 600 x 1100mm G.W./N.W.: 29kgs/26kgs; wheelbase: 1200mm; seat height: 800 - 1000mm; can be adjusted; package & size: With carton; 150 x 28 x 83cm
Item No.: EE-TDM26SD-003-1	<b><u>Container loading</u></b>	20'FCL: 88pcs; 40'HQ: 192pcs
Delivery time: 30 days		
product photos/Item No./Price/Others	Full Specification	



Remarks:

- 1) front and rear lamp;
- 2) easily portable seat;
- 3) easily portable battery with lock on frame.
- 4) frame, handle-bar, handle-bar stem, fork, brake lever, rim, mudguard, crank set, pedals, hub, seat stem, carrier, stand are all 6006 aluminum alloy

Item No.: EE-TDM26SD-003-2

Delivery time: 30 days

product photos/Item No./Price/Others

<b><u>Motor</u></b>	36V 250W hi-speed geared motor, brushless; (optional power: 36V 200W; 36V 350W)	
<b><u>Frame</u></b>	7005 type aluminum alloy; 26 inch mountain e-bike frame	
<b><u>Controller</u></b>	36V 15A; 1:1 assistant(with sensor); brushless controller	
<b><u>Battery</u></b> <i>(CE, UL, Rohs)</i>	battery type:	Lithium battery;
	capacity:	36V 10Ah;
	charger:	Smart charger included;
	charger spec.:	The input voltage/frequency/plugs according to local electric power spec.;
	recharge time:	4-6 hours;
	discharge cycles:	500;
	estimated life:	2 years
<b><u>Performance</u></b>	max speed:	25km/h for EU Norms; 32km/h for USA and Canada Norms
	twist throttle:	Pedals Assisted System(no twist) for EU Norms; with throttle for the USA and Canada Norms
	running range:	50kms;
	loading:	120kgs
<b><u>Components</u></b>	brakes system:	Front & rear DISC brake; ZOOM brand
	fork:	Hydraulic; TOPGUNS brand;
	wheel/rim:	26 inch; double walls alloy rims;
	tires:	Front & rear 26 x 2.125 inch; puncture approved mountain bike tires;
	derailleur:	SHIMANO 6 speeds
<b><u>Dimensions</u></b>	L x W x H:	1900 x 600 x 1100mm
	G.W./N.W.:	29kgs/26kgs;
	wheelbase:	1200mm;
	seat height:	800 - 1000mm; can be adjusted;
	package & size:	With carton; 150 x 28 x 83cm
<b><u>Container loading</u></b>	20'FCL:	88pcs;
	40'HQ:	192pcs
		Full Specification
<b><u>Motor</u></b>	36V 250W hi-speed geared motor, brushless;	



Remark:

- 1) front and rear lamp;
- 2) easily portable seat;
- 3) easily portable battery with lock on frame.
- 4) frame, handle-bar, handle-bar stem, fork, brake lever, rim, mudguard, crank set, pedals, hub, seat stem, carrier, stand are all 6006 aluminum alloy

Item No.:EE-TDM26SD-001

Delivery time: 30 days

product photos/Item No./Price/Others

<b><u>Motor</u></b>	(optional power: 36V 200W; 36V 350W)	
<b><u>Frame</u></b>	6061 type aluminum alloy; 26 inch mountain e-bike frame	
<b><u>Controller</u></b>	36V 15A; 1:1 assistant(with sensor); brushless controller	
<b><u>Battery</u></b> <b><u>(CE, UL, Rohs)</u></b>	battery type:	Lithium battery;
	capacity:	36V 10Ah;
	charger:	Smart charger included;
	charger spec.:	The input voltage/frequency/plugs according to local electric power spec.;
	recharge time:	4-6 hours;
	discharge cycles:	500;
	estimated life:	2 years
<b><u>Performance</u></b>	max speed:	25km/h for EU Norms; 32km/h for USA and Canada Norms
	twist throttle:	Pedals Assisted System(no twist) for EU Norms; with throttle for the USA and Canada Norms
	running range:	50kms;
	loading:	120kgs
<b><u>Components</u></b>	brakes system:	Front DISC brake & rear V brake;
	fork:	Hydraulic; ZOOM brand;
	wheel/rim:	26 inch; double walls alloy rims;
	tires:	Front & rear 26 x 2.125 inch; puncture approved mountain bike tires;
	derailleur:	SHIMANO 6 speeds
<b><u>Dimensions</u></b>	L x W x H:	1900 x 600 x 1100mm
	G.W./N.W.:	29kgs/26kgs;
	wheelbase:	1200mm;
	seat height:	800 - 1000mm; can be adjusted;
	package & size:	With carton; 150 x 28 x 83cm
<b><u>Container loading</u></b>	20'FCL:	88pcs;
	40'HQ:	192pcs
		Full Specification
<b><u>Motor</u></b>	36V 250W hi-speed geared motor, brushless; (optional power: 36V 200W; 36V 350W)	



**Remark:**

- 1) front and rear lamp;
- 2) easily portable seat;
- 3) easily portable battery with lock on frame.
- 4) frame, handle-bar, handle-bar stem, fork, brake lever, rim, mudguard, crank set, pedals, hub, seat stem, carrier, stand are all 6006 aluminum alloy

**Item No.: EE-TDM26SD-002**

**Delivery time: 30 days**

product photos/Item No./Price/Others

<b><u>Frame</u></b>	7005 type aluminum alloy; 26 inch mountain e-bike frame
<b><u>Controller</u></b>	36V 15A; 1:1 assistant(with sensor); brushless controller
<b><u>Battery</u></b> <i>(CE, UL, Rohs)</i>	battery type: Lithium battery; capacity: 36V 10Ah; charger: Smart charger included; charger spec.: The input voltage/frequency/plugs according to local electric power spec.; recharge time: 4-6 hours; discharge cycles: 500; estimated life: 2 years
<b><u>Performance</u></b>	max speed: 25km/h for EU Norms; 32km/h for USA and Canada Norms twist throttle: Pedals Assisted System(no twist) for EU Norms; with throttle for the USA and Canada Norms running range: 50kms; loading: 120kgs
<b><u>Components</u></b>	brakes system: Front & rear V brake; fork: Hydraulic; ZOOM brand; wheel/rim: 26 inch; double walls alloy rims; tires: Front & rear 26 x 2.125 inch; puncture approved mountain bike tires; derailleur: SHIMANO 6 speeds
<b><u>Dimensions</u></b>	L x W x H: 1900 x 600 x 1100mm G.W./N.W.: 29kgs/26kgs; wheelbase: 1200mm; seat height: 800 - 1000mm; can be adjusted; package & size: With carton; 150 x 28 x 83cm
<b><u>Container loading</u></b>	20'FCL: 88pcs; 40'HQ: 192pcs
<b><u>Motor</u></b>	36V 250W hi-speed geared motor, brushless; (optional power: 36V 200W; 36V 350W)
<b><u>Frame</u></b>	7005 type aluminum alloy;

Full Specification



<b><u>Frame</u></b>	26 inch city e-bike frame
<b><u>Controller</u></b>	36V 15A; 1:1 assistant(with sensor); brushless controller
<b><u>Battery</u></b> <b><u>(CE, UL, Rohs)</u></b>	battery type: Lithium battery; capacity: 36V 10Ah; charger: Smart charger included; charger spec.: The input voltage/frequency/plugs according to local electric power spec.; recharge time: 4-6 hours; discharge cycles: 500; estimated life: 2 years
<b><u>Performance</u></b>	max speed: 25km/h for EU Norms; 32km/h for USA and Canada Norms twist throttle: Pedals Assisted System(no twist) for EU Norms; with throttle for the USA and Canada Norms running range: 50kms; loading: 120kgs
<b><u>Components</u></b>	brakes system: Front & rear DISC brake; ZOOM brand fork: Hydraulic; TOPGUNS brand; wheel/rim: 26 inch; double walls alloy rims; tires: Front & rear 26 x 2.125 inch; City bike tires; derailleur: SHIMANO 6 speeds
<b><u>Dimensions</u></b>	L x W x H: 1900 x 600 x 1100mm G.W./N.W.: 29kgs/26kgs; wheelbase: 1200mm; seat height: 800 - 1000mm; can be adjusted; package & size: With carton; 150 x 28 x 83cm
<b><u>Container loading</u></b>	20'FCL: 88pcs; 40'HQ: 192pcs
<b><u>Motor</u></b>	36V 250W hi-speed geared motor, brushless; (optional power: 36V 200W; 36V 350W)
<b><u>Frame</u></b>	7005 type aluminum alloy; 28 inch city e-bike frame

Item No.: EE-TDL26SN-003  
 Delivery time: 30 days  
 product photos/Item No./Price/Others

Full Specification



Item No.: EE-TDF28SN-003

Delivery time: 30 days

product photos/Item No./Price/Others

<b><u>Controller</u></b>	36V 15A; 1:1 assistant(with sensor); brushless controller
<b><u>Battery</u></b> <b><u>(CE, UL, Rohs)</u></b>	battery type: Lithium battery; capacity: 36V 10Ah; charger: Smart charger included; charger spec.: The input voltage/frequency/plugs according to local electric power spec.; recharge time: 4-6 hours; discharge cycles: 500; estimated life: 2 years
<b><u>Performance</u></b>	max speed: 25km/h for EU Norms; 32km/h for USA and Canada Norms twist throttle: Pedals Assisted System(no twist) for EU Norms; with throttle for the USA and Canada Norms running range: 50kms; loading: 120kgs
<b><u>Components</u></b>	brakes system: Front & rear DISC brake; fork: Hydraulic; Zoom brand/TOPGUN brand; wheel/rim: 28 inch; double walls alloy rims; tires: Front & rear 28 x 1.5 inch; City bike tires; derailleur: SHIMANO 6 speeds
<b><u>Dimensions</u></b>	L x W x H: 2000 x 650 x 1100 mm; G.W./N.W.: 33kgs/28kgs; wheelbase: 1250 mm; seat height: 900 - 1100mm; can be adjusted; package & size: With carton; 172 x 26 x 84cm
<b><u>Container loading</u></b>	20'FCL: 54pcs; 40'HQ: 162pcs
Full Specification	
<b><u>Motor</u></b>	24V 250W hi-speed geared motor, brushless; (optional power: 24V 200W; 36V 250W; 36V 200W)
<b><u>Frame</u></b>	6061 type aluminum alloy; 20 inch folding e-bike frame
<b><u>Controller</u></b>	24V /36V 15A; 1:1 assistant(with sensor); brushless controller



Remark:

- 1) front and rear lamp;
- 2) easily portable seat;
- 3) easily portable battery with lock on rear carrier.

Item No.: EE-TDR20Z-002

Delivery time: 30 days

product photos/Item No./Price/Others

<p><b><u>Battery</u></b> <b><u>(CE, UL, Rohs)</u></b></p>	<p>battery type: capacity: charger: charger spec.: recharge time: discharge cycles: estimated life:</p>	<p>Lithium battery; 24V 10Ah; (optional capacity: 36V 10Ah) Smart charger included; The input voltage/frequency/plugs according to local electric power spec.; 4-6 hours; 500; 2 years</p>
<p><b><u>Performance</u></b></p>	<p>max speed: twist throttle: running range: loading:</p>	<p>25km/h for EU Norms; 32km/h for USA and Canada Norms Pedals Assisted System(no twist) for EU Norms; with throttle for the USA and Canada Norms 40kms; 120kgs</p>
<p><b><u>Components</u></b></p>	<p>brakes system: fork: wheel/rim: tires: derailleur:</p>	<p>Front &amp; rear V brake; Hydraulic; ZOOM brand; 20 inch; double walls alloy rims; Front &amp; rear 20 x 2.125 inch; City bike tires; SHIMANO 6 speeds</p>
<p><b><u>Dimensions</u></b></p>	<p>L x W x H: G.W./N.W.: wheelbase: seat height: package &amp; size:</p>	<p>1600 x 550 x 1050 mm; 24kgs/23kgs; 1150 mm; 850 - 950mm; can be adjusted; With carton; 88.5 x 40 x 86cm</p>
<p><b><u>Container loading</u></b></p>	<p>20'FCL: 40'HQ:</p>	<p>102pcs; 216pcs</p>
		<p>Full Specification</p>
<p><b><u>Motor</u></b></p>		<p>24V 250W hi-speed geared motor, brushless; (optional power: 24V 200W; 36V 250W; 36V 200W)</p>
<p><b><u>Frame</u></b></p>		<p>6061 type aluminum alloy; 20 inch folding e-bike frame</p>
<p><b><u>Controller</u></b></p>		<p>24V /36V 15A; 1:1 assistant(with sensor); brushless controller</p>
	<p>battery type:</p>	<p>Lithium battery;</p>





**Remark:**

- 1) front and rear lamp;
- 2) easily portable seat;
- 3) easily portable battery with lock on rear carrier.

<b>Item No.:</b> EE-TDR20Z-002/1
<b>Delivery time:</b> 30 days
product photos/Item No./Price/Others

<b><u>Battery</u></b> <b><u>(CE, UL, Rohs)</u></b>	capacity:	24V 10Ah; (optional capacity: 36V 10Ah)
	charger:	Smart charger included;
<b><u>Performance</u></b>	charger spec.:	The input voltage/frequency/plugs according to local electric power spec.;
	recharge time:	4-6 hours;
	discharge cycles:	500;
	estimated life:	2 years
	max speed:	25km/h for EU Norms; 32km/h for USA and Canada Norms
<b><u>Components</u></b>	twist throttle:	Pedals Assisted System(no twist) for EU Norms; with throttle for the USA and Canada Norms
	running range:	40kms;
<b><u>Dimensions</u></b>	loading:	120kgs
	brakes system:	Front & rear V brake;
	fork:	Hydraulic; ZOOM brand;
	wheel/rim:	20 inch; double walls alloy rims;
	tires:	Front & rear 20 x 2.125 inch; City bike tires;
	derailleur:	SHIMANO 6 speeds
<b><u>Container loading</u></b>	L x W x H:	1600 x 550 x 1050 mm;
	G.W./N.W.:	24kgs/23kgs;
	wheelbase:	1150 mm;
	seat height:	850 - 950mm; can be adjusted;
	package & size:	With carton; 88.5 x 40 x 86cm
<b><u>Motor</u></b>	20'FCL:	102pcs;
	40'HQ:	216pcs
	Full Specification	
	24V 250W hi-speed geared motor, brushless; (optional power: 24V 200W; 36V 250W; 36V 200W)	
<b><u>Frame</u></b>	6061 type aluminum alloy; 16 inch folding e-bike frame	
<b><u>Controller</u></b>	24V /36V 15A; 1:1 assistant(with sensor); brushless controlle	
<b><u>Battery</u></b>	battery type:	Lithium battery;
	capacity:	24V 10Ah; (optional capacity: 36V 10Ah)





Item No.: EE-TDR16Z-001

Delivery time: 30 days

<p><b><u>Battery</u></b> <i>(CE, UL, Rohs)</i></p>	<p>charger: Smart charger included; charger spec.: The input voltage/frequency/plugs according to local electric power spec.; recharge time: 4-6 hours; discharge cycles: 500; estimated life: 2 years</p>	
<p><b><u>Performance</u></b></p>	<p>max speed: 25km/h for EU Norms; twist throttle: Pedals Assisted System(no twist) for EU Norms; with throttle for the USA and Canada Norms running range: 40kms; loading: 120kgs</p>	
<p><b><u>Components</u></b></p>	<p>brakes system: Front V brake; rear expanding brake fork: Hydraulic; ZOOM brand; wheel/rim: 16 inch; M walls alloy rims; tires: Front &amp; rear 16 x 2.125 inch; City bike tires; derailleur: SHIMANO 6 speeds</p>	
<p><b><u>Dimensions</u></b></p>	<p>L x W x H: 1500 x 600 x 1050 mm; G.W./N.W.: 24kgs/23kgs; wheelbase: 1000mm; seat height: 800 - 900mm; can be adjusted; package &amp; size: With carton; 83 x 38.5 x 73cm</p>	
<p><b><u>Container loading</u></b></p>	<p>20'FCL: 126pcs; 40'HQ: 296pcs</p>	




















product photos/Item No./Price/Others	Full Specification	
	<b><u>Motor</u></b>	36V 250W hi-speed geared motor, brushless; (optional power: 36V 200W; 36V 350W)
	<b><u>Frame</u></b>	Steel frame; 26 inch city e-bike frame
	<b><u>Controller</u></b>	36V 15A; 1:1 assistant(with sensor); brushless controller
	<b><u>Battery</u></b>	battery type: Seal Lead-Acid(SLA); Maintenance free; capacity: 36V 10Ah; charger: Smart charger included; charger spec.: The input voltage/frequency/plugs according to local electric power spec.; recharge time: 6-8 hours; discharge cycles: 500; estimated life: 2 years
	<b><u>Performance</u></b>	max speed: 25km/h for EU Norms; 32km/h for USA and Canada Norms twist throttle: Pedals Assisted System(no twist) for EU Norms; with throttle for the USA and Canada Norms running range: 50kms; loading: 120kgs
	<b><u>Components</u></b>	brakes system: Front V brake; Rear expanding brake; fork: Spring fork; wheel/rim: 26 inch; M wall alloy rims; tires: Front & rear 26 x 2.125 inch; City bike tires; derailleur: SHIMANO 7 speeds
	<b><u>Dimensions</u></b>	L x W x H: 1900 x 600 x 1100mm G.W./N.W.: 38kgs/35kgs; wheelbase: 1200mm; seat height: 800 - 1000mm; can be adjusted; package & size: With carton; 160 x 28 x 87cm
1)Item No.: EE-ZWD205C  3)Delivery time: 15 days	<b><u>Container loading</u></b>	20'FCL: 54pcs; 40'HQ: 176pcs
product photos/Item No./Price/Others	Full Specification	




<b><u>Motor</u></b>	36V 250W hi-speed geared motor, brushless; (optional power: 36V 200W; 36V 350W)
<b><u>Frame</u></b>	Steel frame; 24 inch city e-bike frame
<b><u>Controller</u></b>	36V 15A; 1:1 assistant(with sensor); brushless controller
<b><u>Battery</u></b>	battery type: Seal Lead-Acid(SLA); Maintenance free; capacity: 36V 10Ah; charger: Smart charger included; charger spec.: The input voltage/frequency/plugs according to local electric power spec.; recharge time: 6-8 hours; discharge cycles: 500; estimated life: 2 years
<b><u>Performance</u></b>	max speed: 25km/h for EU Norms; twist throttle: Pedals Assisted System(no twist) for EU Norms; running range: 50kms; loading: 120kgs
<b><u>Components</u></b>	brakes system: Front V brake; Rear expanding brake; fork: Spring fork; wheel/rim: 26 inch; M wall alloy rims; tires: Front & rear 26 x 2.125 inch; City bike tires;
<b><u>Dimensions</u></b>	L x W x H: 1750 x 600 x 1050 mm; G.W./N.W.: 35kgs/32kgs; wheelbase: 1200mm; seat height: 800 - 1000mm; can be adjusted; package & size: With carton; 1450 x 28 x 83cm
<b><u>Container loading</u></b>	20'FCL: 96pcs; 40'HQ: 216pcs
1)Item No.: EE-ZWD205B 3)Delivery time: 15 days	
product photos/Item No./Price/Others	Full Specification
<b><u>Motor</u></b>	24V 250W hi-speed geared motor, brushless;



<b><u>Motor</u></b>	(optional power: 24V 200W)	
<b><u>Frame</u></b>	Steel frame; 16 inch folding e-bike frame	
<b><u>Controller</u></b>	24V 15A; 1:1 assistant(with sensor); brushless controller	
<b><u>Battery</u></b>	battery type: capacity: charger: charger spec.: recharge time: discharge cycles: estimated life:	Seal Lead-Acid(SLA); Maintenance free; 24V 10Ah; Smart charger included; The input voltage/frequency/plugs according to local electric power spec.; 4-6 hours; 500; 2 years
<b><u>Performance</u></b>	max speed: twist throttle: running range: loading:	25km/h; Pedals Assisted System(no twist) for EU Norms; 30kms; 100kgs
<b><u>Components</u></b>	brakes system: fork: wheel/rim: tires:	Front V brake; Rear expanding brake Spring fork; 16 inch; M wall alloy rims; Front & rear 16 x 2.125 inch;
<b><u>Dimensions</u></b>	L x W x H: G.W./N.W.: wheelbase: seat height: package & size:	1450 x 550 x 1050 mm; 28kgs/26kgs; 1150 mm; 800 - 950mm; can be adjusted; With carton; 88.5 x 40 x 86cm
<b><u>Container loading</u></b>	20'FCL: 40'HQ:	102pcs; 216pcs

1)Item No.: EE-ZWD216B

3)Delivery time: 15 days

product photos/Item No./Price/Others	Full Specification		
 <p data-bbox="53 1236 515 1268">1)Item No.: EE-ZWD306 (EC/COC certificated)</p> <p data-bbox="53 1332 302 1364">3)Delivery time: 20 days</p>	<b><u>Motor</u></b>	48V 350W brushless; (optional power: 48V 500W)	
	<b><u>Frame</u></b>	Motorcycle standard frame;	
	<b><u>Controller</u></b>	48V 25A; brushless controller	
	<b><u>Battery</u></b>	battery type: capacity: charger: charger spec.: recharge time: discharge cycles: estimated life:	Sealed Lead-Acid(SLA); Maintenance free; 48V 12Ah; Smart charger included; The input voltage/frequency/plugs according to local electric power spec.; 6-8 hours; 500; 2 years
	<b><u>Performance</u></b>	max speed: twist throttle: running range: loading:	25km/h for EU Norms; 32km/h for USA and Canada Norms with throttle on right hand 40kms; 120kgs
	<b><u>Components</u></b>	brakes system: fork: wheel/rim: tires: E-mark lights: Others:	Front & rear DRUM brake; Hydraulic; 16 inch; alloy rims; Front & rear 16 x 2.5 inch; E-mark E-mark mirrors/front light/reflector/tail light/blinkers/meter/horn Rear box/tool kit included
	<b><u>Dimensions</u></b>	L x W x H: G.W./N.W.: wheelbase: seat height: package & size:	1750 x 750 x 1250mm 68kgs/60kgs; 1250mm; 950mm; With iron frame + carton; 150 x 33 x 78cm
	<b><u>Container loading</u></b>	20'FCL: 40'HQ:	75pcs; 165pcs

product photos/Item No./Price/Others	Full Specification	
--------------------------------------	--------------------	--



<b><u>Motor</u></b>	48V 1500W brushless;
<b><u>Frame</u></b>	Motorcycle standard frame;
<b><u>Controller</u></b>	48V 50A; brushless controller
<b><u>Battery</u></b>	battery type: Silicon battery; maintenance free capacity: 48V 33Ah; charger: Smart charger included; charger spec.: The input voltage/frequency/plugs according to local electric power spec.; recharge time: 6-8 hours; discharge cycles: 500; estimated life: 2 years
<b><u>Performance</u></b>	max speed: 45km/h; twist throttle: with throttle on right hand running range: 75kms; loading: 150kgs
<b><u>Components</u></b>	brakes system: Front DISC brake; rear drum brake fork: Rock arm wheel/rim: 10 inch; stainless steel rims; tires: Front & rear 10 x 3.0 inch; tubeless tires; E-mark lights: E-mark mirrors/front light/reflector/tail light/blinkers/meter/horn Others: tool kit included
<b><u>Dimensions</u></b>	L x W x H: 2000 x 900 x 1200 mm; G.W./N.W.: 98kgs/90kgs; wheelbase: 1300 mm; seat height: 900mm; package & size: With iron frame + carton; 185 x 56 x 98cm
<b><u>Container loading</u></b>	20'FCL: 24pcs; 40'HQ: 56pcs

1)Item No.: EE-ZWDM800 (EEC)

3)Delivery time: 20 days

product photos/Item No./Price/Others	Full Specification
<b><u>Motor</u></b>	48V 500W brushless;



<b><u>Motor</u></b>	
<b><u>Frame</u></b>	Motorcycle standard frame;
<b><u>Controller</u></b>	48V 30A; brushless controller
<b><u>Battery</u></b>	battery type: Sealed Lead-Acid(SLA); maintenance free capacity: 48V 20Ah; charger: Smart charger included; charger spec.: The input voltage/frequency/plugs according to local electric power spec.; recharge time: 6-8 hours; discharge cycles: 500; estimated life: 2 years
<b><u>Performance</u></b>	max speed: 30km/h; twist throttle: with throttle on right hand running range: 45kms; loading: 120kgs
<b><u>Components</u></b>	brakes system: Front DISC brake; rear drum brake fork: Hydraulic; wheel/rim: 10 inch; stainless steel rims; tires: Front & rear 10 x 3.0 inch; E-mark lights: E-mark mirrors/front light/reflector/tail light/blinkers/meter/horn Others: tool kit included
<b><u>Dimensions</u></b>	L x W x H: 2000 x 900 x 1200 mm; G.W./N.W.: 78kgs/70kgs; wheelbase: 1300 mm; seat height: 950mm; package & size: With iron frame + carton; 180 x 56 x 98cm
<b><u>Container loading</u></b>	20'FCL: 24pcs; 40'HQ: 56pcs

1)Item No.: EE-ZWDM500 (CE)

3)Delivery time: 20 days

product photos/Item No./Price/Others	Full Specification
<b><u>Motor</u></b>	48V 250W brushless; (optional power: 48V 350W)



<b><u>Frame</u></b>	16 inch electric scooter frame	
<b><u>Controller</u></b>	48V 19A; brushless controller	
<b><u>Battery</u></b>	battery type:	Sealed Lead-Acid(SLA); Maintenance free;
	capacity:	48V 12Ah;
	charger:	Smart charger included;
	charger spec.:	The input voltage/frequency/plugs according to local electric power spec.;
	recharge time:	6-8 hours;
	discharge cycles:	500;
	estimated life:	2 years
<b><u>Performance</u></b>	max speed:	25km/h;
	twist throttle:	with throttle on right hand
	running range:	40kms;
	loading:	120kgs
<b><u>Components</u></b>	brakes system:	Front & rear DRUM brake;
	fork:	Hydraulic;
	wheel/rim:	16 inch; alloy rims;
	tires:	Front & rear 16 x 2.5 inch;
	Others:	Rear box/tool kit included
<b><u>Dimensions</u></b>	L x W x H:	1750 x 750 x 1250mm
	G.W./N.W.:	68kgs/60kgs;
	wheelbase:	1250mm;
	seat height:	950mm;
	package & size:	With iron frame + carton; 150 x 33 x 78cm
<b><u>Container loading</u></b>	20'FCL:	75pcs;
	40'HQ:	165pcs

1)Item No.: EE-ZWD206

3)Delivery time: 20 days

product photos/Item No./Price/Others	Full Specification	
<b><u>Motor</u></b>	48V 250W brushless; (optional power: 48V 350W)	
<b><u>Frame</u></b>	16 inch electric scooter frame	



1)Item No.: EE-ZWD206S  
 3)Delivery time: 20 days

<b><u>Controller</u></b>	48V 19A; brushless controller	
<b><u>Battery</u></b>	battery type:	Sealed Lead-Acid(SLA); Maintenance free;
	capacity:	48V 12Ah;
	charger:	Smart charger included;
	charger spec.:	The input voltage/frequency/plugs according to local electric power spec.;
	recharge time:	6-8 hours;
	discharge cycles:	500;
	estimated life:	2 years
<b><u>Performance</u></b>	max speed:	25km/h;
	twist throttle:	with throttle on right hand
	running range:	40kms;
	loading:	120kgs
<b><u>Components</u></b>	brakes system:	Front & rear DRUM brake;
	fork:	Hydraulic;
	wheel/rim:	16 inch; alloy rims;
	tires:	Front & rear 16 x 2.5 inch;
	Others:	Rear box/tool kit included
<b><u>Dimensions</u></b>	L x W x H:	1750 x 750 x 1250mm
	G.W./N.W.:	68kgs/60kgs;
	wheelbase:	1250mm;
	seat height:	950mm;
	package & size:	With iron frame + carton; 150 x 33 x 78cm
<b><u>Container loading</u></b>	20'FCL:	63pcs;
	40'HQ:	132pcs


product photos/Item No./Price/Others	Full Specification	
<b><u>Motor</u></b>	36V 250W brushless; (optional power: 36V 350W)	
<b><u>Frame</u></b>	16 inch electric scooter frame	
<b><u>Controller</u></b>	48V 19A; brushless controller	



1)Item No.: EE-ZWD206S-1

3)Delivery time: 20 days

<b><u>Battery</u></b>	battery type: Sealed Lead-Acid(SLA); Maintenance free; capacity: 2 sets 36V 12Ah; (equal 36V 24Ah) charger: Smart charger included; charger spec.: The input voltage/frequency/plugs according to local electric power spec.; recharge time: 6-8 hours; discharge cycles: 500; estimated life: 2 years	
<b><u>Performance</u></b>	max speed: 25km/h; twist throttle: with throttle on right hand running range: 60kms; loading: 120kgs	
<b><u>Components</u></b>	brakes system: Front & rear DRUM brake; fork: Hydraulic; wheel/rim: 16 inch; alloy rims; tires: Front & rear 16 x 2.5 inch; Others: Rear box/tool kit included	
<b><u>Dimensions</u></b>	L x W x H: 1750 x 750 x 1250mm G.W./N.W.: 77kgs/70kgs; wheelbase: 1250mm; seat height: 950mm; package & size: With iron frame + carton; 150 x 33 x 78cm	
<b><u>Container loading</u></b>	20'FCL: 63pcs; 40'HQ: 132pcs	

product photos/Item No./Price/Others	Full Specification		
	<b><u>Motor</u></b>	60V 4000W brushless;	
	<b><u>Frame</u></b>	Motorcycle standard frame;	
	<b><u>Controller</u></b>	60V 65A; brushless controller	
	<b><u>Battery</u></b>	battery type: capacity: charger: charger spec.: recharge time: discharge cycles: estimated life:	Lithium battery; 60V 40Ah; Smart charger included; The input voltage/frequency/plugs according to local electric power spec.; 6-8 hours; 500; 2 years
	<b><u>Performance</u></b>	max speed: twist throttle: running range: loading:	60km/h Max; Can limited 45km/h according to Norms available; with throttle on right hand 80kms; 150kgs
	<b><u>Components</u></b>	brakes system: fork: wheel/rim: tires: E-mark lights: Others:	Front & rear DISC brake; Hydraulic; 13 inch; alloy rims; Front & rear 13/6*1.3 inch; E-mark; Tubeless(vacuum) tires; E-mark mirrors/front light/reflector/tail light/blinkers/meter/horn Rear box/tool kit included
1)Item No.:EE-Super Sky	<b><u>Dimensions</u></b>	L x W x H: 2000 x 750 x 1250mm G.W./N.W.: 130kgs/120kgs; wheelbase: 1460mm; seat height: 950mm; package & size: With iron frame + carton;	
3)Delivery time: 20 days	<b><u>Container loading</u></b>	20'FCL: 40'HQ:	

product photos/Item No./Price/Others	Full Specification	
--------------------------------------	--------------------	--



<b><u>Motor</u></b>	48V 2000W brushless;	
<b><u>Frame</u></b>	Motorcycle standard frame;	
<b><u>Controller</u></b>	48V 50A; brushless controller	
<b><u>Battery</u></b>	battery type:	Silicon battery; maintenance free
	capacity:	48V 35Ah;
	charger:	Smart charger included;
	charger spec.:	The input voltage/frequency/plugs according to local electric power spec.;
	recharge time:	6-8 hours;
	discharge cycles:	500;
	estimated life:	2 years
<b><u>Performance</u></b>	max speed:	45km/h;
	twist throttle:	with throttle on right hand
	running range:	75kms;
	loading:	150kgs
<b><u>Components</u></b>	brakes system:	Front DISC brake; rear drum brake
	fork:	Rock arm
	wheel/rim:	10 inch; stainless steel rims;
	tires:	Front & rear 10 x 3.0 inch; tubeless tires;
	E-mark lights:	E-mark mirrors/front light/reflector/tail light/blinkers/meter/horn
	Others:	tool kit included
<b><u>Dimensions</u></b>	L x W x H:	2000 x 900 x 1200 mm;
	G.W./N.W.:	98kgs/90kgs;
	wheelbase:	1300 mm;
	seat height:	900mm;
	package & size:	With iron frame + carton; 185 x 56 x 98cm
<b><u>Container loading</u></b>	20'FCL:	24pcs;
	40'HQ:	56pcs

1)Item No.:EE- ZWDM800 (EEC)

3)Delivery time: 20 days

product photos/Item No./Price/Others	Full Specification	
	<b><u>Motor</u></b>	48V 1500W brushless



<b><u>Motor</u></b>	48V 1500W brushless,
<b><u>Frame</u></b>	Motorcycle standard frame;
<b><u>Controller</u></b>	48V 30A; brushless controller
<b><u>Battery</u></b>	battery type: Sealed Lead-Acid(SLA); maintenance free capacity: 48V 38Ah; charger: Smart charger included; charger spec.: The input voltage/frequency/plugs according to local electric power spec.; recharge time: 6-8 hours; discharge cycles: 500; estimated life: 2 years
<b><u>Performance</u></b>	max speed: 40km/h; twist throttle: with throttle on right hand running range: 45kms; loading: 120kgs
<b><u>Components</u></b>	brakes system: Front DISC brake; rear drum brake fork: Hydraulic; wheel/rim: 10 inch; stainless steel rims; tires: Front & rear 10 x 3.0 inch; E-mark lights: E-mark mirrors/front light/reflector/tail light/blinkers/meter/horn Others: tool kit included
<b><u>Dimensions</u></b>	L x W x H: 2000 x 900 x 1200 mm; G.W./N.W.: 78kgs/70kgs; wheelbase: 1300 mm; seat height: 950mm; package & size: With iron frame + carton; 180 x 56 x 98cm
<b><u>Container loading</u></b>	20'FCL: 24pcs; 40'HQ: 56pcs

1)Item No.: EE-ZWDM500 (EEC)

3)Delivery time: 20 days